

Inline filter, inline regulator, air flow valve, swivel connector

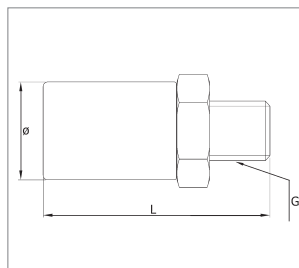
For use with pneumatic tools (e. g. impact wrenches).

Inline filters

Connection thread G	Dimensions		Order No.
	L	ø	
1/4	48,8	21	735.22
3/8	50,8	21	735.23

Technical data

Max. operating pressure (p ₁)	10bar
Material	aluminum
Weight	29g

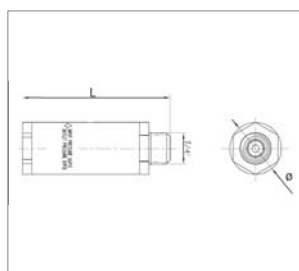


Inline pressure regulator 6bar, preset

Connection thread G	Dimensions		Order No.
	L	ø	
1/4	62,7	21,8	735.420

Technical data

Max. operating pressure (p ₁)	8bar
Material	aluminum
Weight	41g

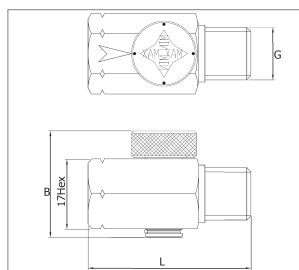


Air flow valve

Connection thread G	Dimensions		Order No.
	L	B	
1/4	39,7	25,9	735.020

Technical data

Max. operating pressure (p ₁)	15bar
Material	aluminum
Weight	18g



Swivel connectors

Connection thread G	Dimensions							Order No.
	A	B	C	D	E	F	H	
1/4	40,3	19,0	19,0	39,0	28,5	38,5	19	735.153
3/8	45,9	22,2	22,2	53,8	38,0	43,2	22,2	735.154

Technical data

Max. operating pressure (p ₁)	10bar
Material	aluminum
Weight	78g

